

enclosures: size "104.27"

**standard** ..... page: 212 - 216

**aggressive environments** page: 223

**EMC** ..... page: 224

panel supports:

**COB** ..... page: 258 - 259

- characteristics according to EN 61984:

**80A 400V 6kV 3**


**16A 230/400V 4kV 3**

- UL, CSA, CCC, GL certified

- for maximum current load, see the insert load curve section on page 34

- inserts for applications with temperatures up to 180 °C, available on request

**inserts,  
screw terminal connection**



description

part No.

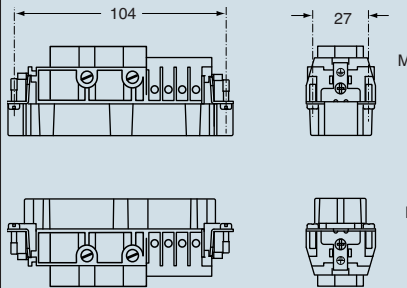
female inserts with female contacts

**CXF 4/8**

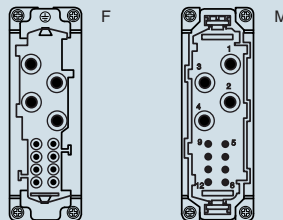
male inserts with male contacts

**CXM 4/8**

dimensions in mm



contacts side (front view)



**80A contacts**

- without plate for section conductors:

4 - 16 mm<sup>2</sup> - AWG 12 - 6

- torsion couple recommended for conductor fastening screws and stripping length see section feature of inserts on page 13

**16A contacts**

- with plate for section conductors:

0.75 - 2.5 mm<sup>2</sup> - AWG 18 - 14

- torsion couple recommended for conductor fastening screws and stripping length see section feature of inserts on page 13

dimensions shown are not binding  
and may be changed without notice